

Date _____
 AVFI Sales REP _____
 Customer Signature _____

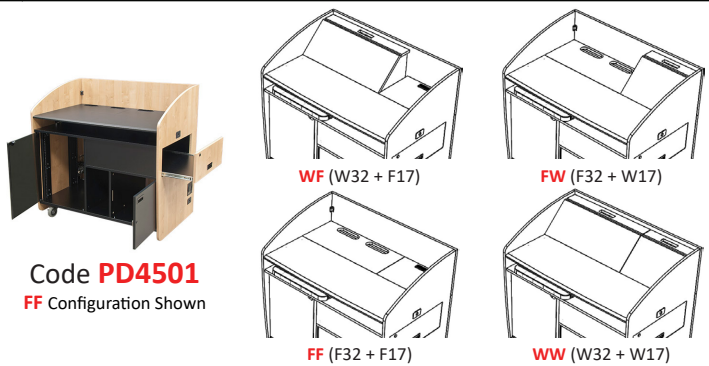
Quote No. _____
 Customer No. _____
 AVFI No. _____

Office Use Only

To generate your order form, please refer to the information provided below to insert the alphabetic and/or numeric code in the respective category boxes. Please note that without this filled out Order Form, your purchase **cannot** be processed.

1 Product Model	2 Finish	3 Chargeable Accessories (One Code Per Box)	4 Custom Cutouts
Choose Top PD4501- _____			

1 Product Model (Choose Top Configuration)



2 Choose Product Finish

Standard Finishes (Ships within 1-15 business days)



Optional Finishes (Ships within 20 business days)



3 Chargeable Accessories (Check all that apply)

- Code **00** No Accessories
- Code **B1** 9031-1 1U Utility Metal Shelf.....Qty _____
- Code **B2** 9031-2 2U Utility Metal Shelf.....Qty _____
- Code **B3** 9031-3 3U Utility Metal Shelf.....Qty _____
- Code **B4** 9041 Sliding Metal Shelf(Rear rack rails required)...Qty _____
- Code **B5** 9052-2 2U Sliding Metal Drawer.....Qty _____
- Code **B6** 9052-3 3U Sliding Metal Drawer.....Qty _____
- * Code **D1** MIC-18 MX418 S/C Microphone.....Qty _____
- * Code **D2** LIGHT-18 Gooseneck Light.....Qty _____
- * Code **D3** FM3 Timer/Clock.....Qty _____
- Code **D4** FAN Quiet Cooling Fan.....Qty _____
- Code **E1** PB 6 Outlet Power Bar.....Qty _____
- * Code **E3** CUB3 Round Cable Well.....Qty _____
- * Code **E4** SF-PB3 3 Outlet Power Bar.....Qty _____
- * Code **E5** CUB5 Black Round Cable Well.....Qty _____
- * Code **E6** CUB5 Silver Round Cable Well.....Qty _____
- * Code **E7** PC-PATCH Power-Data Module.....Qty _____
- * Code **E8** CUB8 Table Top Cable Well.....Qty _____
- * Code **EA** CUB4S Silver Power Panel.....Qty _____
- * Code **EB** CUB4B Black Power Panel.....Qty _____
- * Code **EF** CHGQIB Wireless Charging Station Black.....Qty _____
- Code **J1** 9107 Lacing Bar.....Qty _____
- \$ Code **K1** C900S Single Monitor Arm.....Qty _____
- \$ Code **K2** C900D Dual Monitor Arm.....Qty _____
- Code **K3** PLM1022 Monitor Mount.....Qty _____
- Code **K4** MM1232 Monitor Mount.....Qty _____
- Code **M5** MCB1925 Monitor/Camera Bracket.....Qty _____
- Code **P4** MAGKEY Additional Key for Hidden Locks.....Qty _____
- Code **Q2** LEV4A5X 5x Levelers for Non-Mobile Applications Qty _____
- * Code **EJ** CUB22 Power Panel.....Qty _____
- * Code **EK** CUBM3 3-Module Power & Data Panel.....Qty _____
- * Code **EL** CUBM4 4-Module Power & Data Panel.....Qty _____
- Code **N7** CHLD245 Metal Swivel Cup Holder.....Qty _____

Comments (Please use this section to provide additional information)

Notes

CAD Drawings/Symbols
 CAD drawings are available by request at sales@vegroun.net

Custom Cutouts
 Estimated lead time within 20 business days from receipt of P.O. and signed drawings.

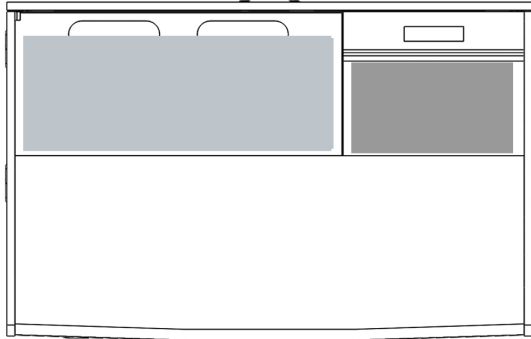
Customizations
 Modifications to design such as shape and/or size variations have to be quoted on a per case basis and are applicable for quantities of 10+ only.

Custom Cutout Option on Page 2

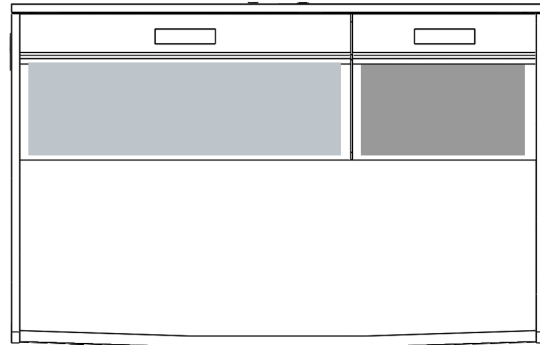
* Cutout Required (Extra Charges will apply)
 \$ Only on Flat Cutout

Please indicate custom cutout location on the drawing(s) below

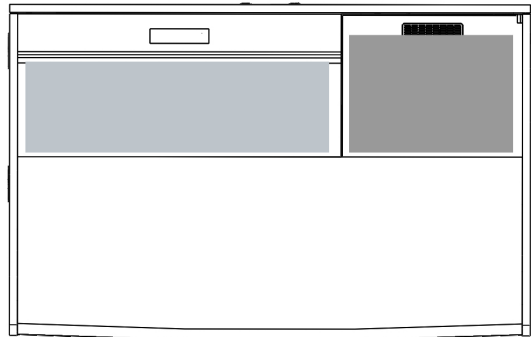
4 Custom Cutout Option (Extra charges will apply)



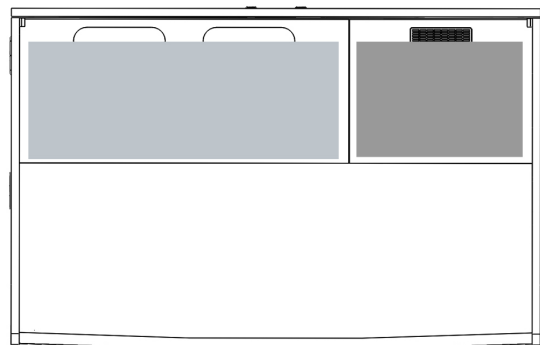
FLAT F32 + WEDGE W17 = **FW**



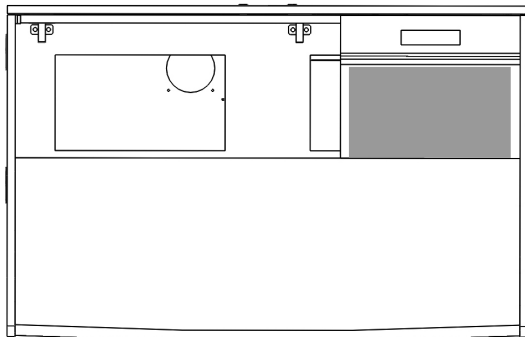
WEDGE W32 + WEDGE W17 = **WW**



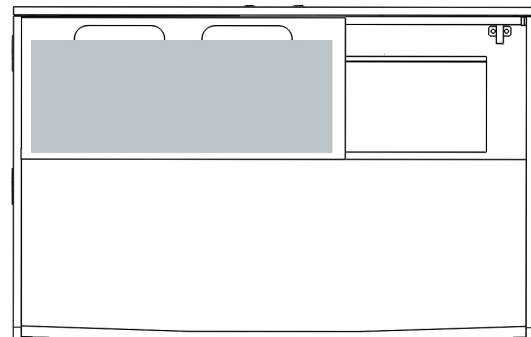
WEDGE W32 + FLAT F17 = **WF**



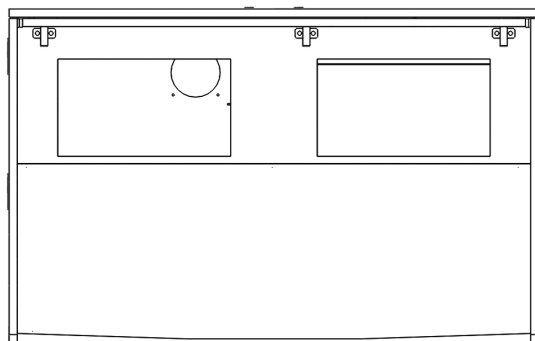
FLAT F32 + FLAT F17 = **FF**



NO POD F0 + WEDGE W17



FLAT F32 + NO POD F0



NO POD F0 + F0



Code **CO** No Custom Cutout

Code **CC** Custom Cutout (Specify on Cutout Area Above)

Cutout Area